


✦ GOD THE PROVIDER ✦



“Moses Strikes Rock in Wilderness” Copyright © Dr. He Qi www.heqigallery.com


“For in him all things in heaven and on earth were created, things visible and invisible, whether thrones or dominions or rulers or powers—all things have been created through him and for him. He himself is before all things, and in him all things hold together.”

– COLOSSIANS 1:16-17

THE APOSTLES' CREED 2

✠

LIVING LUTHERAN SERIES



God the Provider

APOSTLES' CREED 2

“For in him all things in heaven and on earth were created, things visible and invisible, whether thrones or dominions or rulers or powers—all things have been created through him and for him. He himself is before all things, and in him all things hold together.” – COLOSSIANS 1:16-17

USING THIS THEME


This theme has been structured to optimize both your planning and the brain-based learning of *Head to the Heart* (H2H). It follows the same basic format as our companion PowerPoint® presentations. The majority of the pages included in this document do not need to be copied for your Guides and small groups—they are to aid you in your preparation. Whether your planning involves this document or the PowerPoint® presentation files (or both), this and every H2H theme includes:

- **Opening:** Set the stage for a fun and welcoming event with songs, movement, and energetic learning games.
- **Presentation:** Four main sections are provided to help you build your presentation: Life Line, Images & Analogies, Bible Time and Creative Interruptions. Remember that we give you much more than you should possibly attempt to use, so pick and choose what you think will work best for your setting and audience.
- **Small Group Time:** The key element of the *Head to the Heart* system is small group time, where groups care for one another and process the material from the presentation.
- **Closing:** A time to pray, review the subject, and close with a blessing.
- **Creative Interruptions:** This supplemental section is packed with extra teaching ideas such as skits, music, the FINKmania QuizBowl and various other suggestions.
- **Thought-Time Sheets:** Near the end of this theme are the Thought-Time handouts (worksheets) for your kids. They are designed to be copied on either 8½" x 11" or 11" x 17" paper. A more robust and pre-printed version of the Thought-Time handout also exists in the *Head to the Heart Home* journals.
- **Planning Pages:** Plan your event and assign tasks to your helpers.

THE FOCUS THIS WEEK

Nothing we have is really ours. It is all a gift. In a world that tells us that we can provide for ourselves and challenges us to take control of our own lives, it's humbling and difficult to grasp that food, clothing, home, family, work and all we need from day to day come to us as a gift. These gifts are given to those who say thanks, and to those who don't. The sun shines both on those who acknowledge the giver of the gifts and on those who just keep on taking and taking. Which one are you?

Objective:
To help groups understand and experience God as the source of their lives and all things that sustain them.



*A God wise
enough to create me
and the world I live
in is wise enough to
watch out for me.*

– Philip Yancy

I. OPENING

The opening sets the mood for the entire session, saying, “Something great is going to happen.” Use this time to welcome your small groups and introduce the Theme in a fun and memorable way. Be excited! Have fun! Remind your volunteers to do the same!

A. Gathering Music

The Master Musician or Music Team kicks the event off with energy. Five to fifteen minutes before gathering time, set the mood of joy and vitality with two or three upbeat, singable, familiar camp/church songs relating to the theme. Project lyrics overhead so all hands are free to clap. Welcome groups as they enter your teaching space with some candy or other fun prizes.

B. Welcome & Introductions

At the stroke of the hour, the Master Musician or MC stages a countdown “10, 9, 8, 7...” and begins the event (think “event” not “class”). Thank everyone in advance for their attention, make key announcements, and welcome special visitors.

C. FINKmania Quiz Bowl

Invite individuals or representatives from small groups up for a quick preview of the theme using the FINKmania PowerPoint® slides or the questions provided later in this theme. **Idea:** Let your senior high youth or Crazy Parent Committee (CPC) take ownership in this.

D. Theme Introduction

Introduce the theme “God the Provider” with the PowerPoint® slides. A soft piano version of the theme song is embedded into the slides to help you build the mood.

E. Opening Prayer

Prepare everyone for prayer by having them sit back, close their eyes and loosen their necks. With eyes closed, praise God for the wondrous offering made on behalf of a dying world. Thank God for being present during the short time you have and for the possibility of learning about God’s gracious gifts of sacrifice. Ask God to open minds and hearts to the presentation, guide groups with understanding of how they can offer sacrifices daily for the Christian community and the strength to give up what they cherish most as a sacrifice of love.

F. Theme Song

Introduce the theme song “For in Him” embedded in the PowerPoint® slides. (The song can be found in the PowerPoint® slides and via iTunes® search: *Apostles’ Creed: I Believe.*) Practice this song in your Huddle with all Guides, senior high youth and leadership team members so you can sing with energy. Create dance, actions or modified American Sign Language to use with the chorus.

II. THEME PRESENTATION

You’ve welcomed your groups and previewed the topic. Now it’s time to present the most engaging presentation you can muster. Use the provided Life Line, Images & Analogies, Bible Time, and Creative Interruptions to add punch and dimension. Lecture alone hits only 5% of the capacity of the brain—be visual! **“QuickPick” Suggestions:** In a time crunch this week? Our favorite teaching suggestions for this lesson are highlighted with a †. If preparation time is tight, look at these pieces first. They should do the trick for a 20-30 minute presentation.

A. Life Line Story †

Begin your presentation with a story from your own life in which you found yourself completely dependent upon God’s gracious will for survival. Maybe God provided a



friend when you were in despair. Maybe God provided a gift of money when you were broke. Maybe God provided something to you that was invisible at the time, but later became clear. Whatever the case may be, be sure to explain your gratitude toward God in terms of this providence. For an added perspective, find a member of your congregation who survived the Great Depression. Ask that person to give a short talk on what it means to say “God is a good and gracious provider.” For an added twist, invite a police officer to come in and talk about the oath he or she took to protect and serve the public. What does it mean to protect and serve? How is that different than the armor God uses to protect us?

B. Creative Interruption: Skit

Refocus your groups and include others in the teaching by using one of the two skits provided as a Creative Interruption.

C. Images & Analogies

Choose from two or three (you won’t have time for many more than this) of the following to get your point across. Remember to stop for a Creative Interruption at least once (skit, song, activity, etc.) **Idea:** Take a look at the questions on the Thought-Time sheet to make sure you cover them during your presentation.

1. ART ATTACK: † Refer everyone to the new cover art by artist Dr. He Qi located on the Thought-Time sheets or displayed in the included PowerPoint® slides. Ask groups to look at the art for a little bit, then ask for volunteers to describe what they see. Can anyone explain in their own words the “story” contained in this beautiful artwork? You may wish to jump to a mini Bible Time moment right here, and have everyone open up to Exodus 17:1-7.

2. LIVING SHIELDS: Gather protective items (such as sunscreen, hockey pads, a catcher’s mask, snow boots, and seat belts) and enter wearing them all. Create a quick sketch about someone who is afraid of everything and is “protecting himself/herself.” How do these items keep one safe? What are their limitations? Make a list of what God provides to help keep people safe spiritually and physically. (Don’t forget the Ten Commandments, Jesus, and moms and dads.) What do these items have in common? What good are they if you don’t use them properly?

3. MEDIA MIX: Bring in a mix of external songs and movie clips to illustrate your point.



SONG: Go to iTunes® and download “God Will Lift Up Your Head” by Jars of Clay off of their 2005 *Redemption Songs* disc. Google the lyrics and ask your kids what this song means. How does God “lift up our head?” How has God done this in your life or in the life of your family or friends?

You could also try “Call My Name” by Third Day from their 2008 CD *Revelation*. Google the lyrics and ask your groups how this song reflects on the ways God provides for us.

VIDEO: † Rent the movie *Napoleon Dynamite* (2004) and play the short scene from the 9:35 mark to about the 10:35 mark where Napoleon (Jon Heder) and Kip (Aaron

SO GOD PROVIDES ME
WITH FOOD, CLOTHING,
HOME, FAMILY, DAILY WORK
AND ALL I NEED.
WHAT'S
THE CATCH?

YOU ARE.



There are joys that long to be ours. God sends ten thousand truths, that come about us like birds seeking inlet; but we are shut up to them, and so they bring us nothing, but sit and sing awhile upon the roof and then fly away.

— Henry Ward Beecher

Ruell) discover that their grandma (Sandy Martin) is leaving for the night. Napoleon gets upset that he has to provide for himself even though it is for a short time and his grandma has made it easy. Ask your kids if they ever take for granted the things (home, food, clothes, love) that parents provide. Are they truly thankful for these gifts, or do they *expect* to be provided for? Is it easy to get complacent like Napoleon does in this clip? How does all of this relate to God the Provider?

You could also rent the classic movie *It's a Wonderful Life* (1946) and show the scene near the end of the film where the whole town comes in to offer money to save Jimmy Stewart's character, George, from bankruptcy. Ask your groups, "If you were in a real jam, are you confident others would be there for you? How does God work through the goodness of others to provide the things we need?"

4. SURVIVAL SKILLS: † Tape a huge sheet of paper on a wall and title it "Things We Need to Survive." Ask groups to brainstorm all the things they need to survive while a volunteer records their thoughts. Once complete, ask who provides all that they need. Most answers will include parents, teachers, and other adults. For shock value, tell kids all their answers are wrong and ask them to try again. Sooner or later someone will acknowledge God. Tell them God is the **ONLY** one who ultimately gives them life and sustains them. What about parents who house and feed them, teachers who teach and doctors who heal? Often God provides for our needs through those around us, but everything is still from God. God is our Father, Creator, Preserver and Provider.

5. IMPACT ADULTS: Ask small groups to think of one person who makes them feel accepted, loved, cared for and important. Allow five minutes for everyone to share their persons with their small groups. In large group, ask them if they ever thought God put that person in their life. God provides us with all we need—this includes people who love and care for us. Invite kids to write letters to their special "impact" adults, explaining why they consider those persons gifts from God. Include these persons by name in your closing prayer.

6. LATIN LEAPS: The word "provide" comes from the Latin "providere," which means "to prepare for." Write "provide" in big, block letters on the board, give each kid a slip of paper and allow a few minutes for everyone to write their own definition of the word. Ask for several volunteers to read their definitions aloud to the whole group while you write key words on the board. Then ask kids to think of three things that God "prepares for" them every day. Affirm all thoughtful answers.

7. WONDER BREAD: Arrange well in advance of the Theme Event for a couple of the best bakers in your church to make a fresh loaf with a small group. Have them deliver it warm from the oven and interrupt your presentation. Break the bread as you ask groups to help you make a list of their "daily bread." Ask them to think of the many things God provides for them in a single day. **Tip:** Draw a huge loaf of bread on the board in outline, but don't color it in. Use the responses of the kids to fill in the space. When you are finished, give each Guide a chunk to break into further pieces and distribute to the youth.

8. SACRIFICES: Ask the group for a list of things they normally don't go a day without; maybe it's soda, coffee, music on the iPod, or a video game. Talk about the Old Testament meaning of burnt offerings. It was the sacrificial act of giving up something special or important and offering it to God. What would happen if your group gave up one thing for an entire week? Challenge your group to "sacrifice" one item of importance for one week and put the money they would spend on that item away for an offering. At the end of the week, hold a "Sacrificial Sunday" where you collect all of the offerings from all of the groups and bring them to the altar for a blessing.

9. VISIBLE AND INVISIBLE: God not only provides the things we *can* see, God provides us with many *invisible* things to sustain us daily. Ask the group for a list of invisible things God provides (air, heartbeat, love of parents, etc.). The kids with the best



answers get a chance to win a prize hiding in box 1, 2, or 3. Of course, all boxes are empty, as the prize is an *invisible* prize!

D. Creative Interruption: The Weakest FINK (Weekly Terms)

Refocus your groups once again by exploring the key terms found on the provided PowerPoint® slides, the Thought-Time handout, or your *Head to the Heart Home Journal*.

E. Bible Time †

Lead kids on a short Bible study of God as Provider:

1. IKE AND THE KNIFE: Open Bibles to Genesis 22:1-18 and read together the story of Abraham and Isaac, and how God provided for them.

2. DAILY BREAD: Do a quick study of manna from heaven (Exodus 16) and “daily bread” (Matthew 6:11).

3. ROCKY WATER: Read Exodus 17:1-7 and then talk about what a big bunch of whiners the Israelites were! No matter how surly they got, God provided for them. This would be a good time to look at the cover art painting by He Qi.

4. MY SHEPHERD: Read and reflect on Psalm 23. Use a shepherd’s crook and toy stuffed sheep as props.

F. Cartoon of the Week

Reinforce the theme by introducing this week’s cartoon using the PowerPoint® slides or an enlarged version of the cartoon provided.

III. SMALL GROUP TIME

With the Theme Song playing, dismiss into groups and have them share *Highs & Lows* and discuss the topic. Photocopy and distribute copies of the Thought-Time Sheets to each group, or turn to the “God the Provider” chapter in your *Head to the Heart Home Journal*. **Tip:** Plan at least 30 minutes for Small Group time.

IV. CLOSING

Please don’t let your small groups fade away after meeting. Bring everyone back together for a contemplative closing. Dim the lights, light a candle, and play the instrumental version of the theme music softly to set the mood for this moment of quiet reverence.

A. Theme Song Review

Gather groups back with a quiet version of the theme song.


B. Wrap-up Reflection

Thank everyone for their attention once again, then reflect on the Bible verse and theme one final time. You may wish to say:

Everything you have is a gift. Every moment, second, breath, and heartbeat is provided for you by God. When was the last time you said thanks to God for the hot water in your shower? For the summer sun? For that pesky little brother of yours? Do you ever wonder how God feels when people continue to take and take without saying thanks? God gives a new day, a new sunrise, oxygen to breathe, and all good gifts that make and sustain life. These gifts are given to those who say thanks, and to those who don’t. Which type of person will *you* be?

There are only two ways to live your life. One is as though nothing is a miracle. The other is as though everything is a miracle.

– Albert Einstein



*Thou, O God, dost
sell us all good things
at the price of labor.*

– Leonardo Da Vinci

C. Prayer Journey

Lead your group through a series of stretching and breathing exercises. Softly play the theme song embedded on the PowerPoint® slides. Then sit down, relax, close eyes and:

Imagine you wake up one day to find your family has disappeared. You look through every room in the house, but they have all vanished. No parents, no siblings, even your pets are gone. You go to the neighbor's house, but no one answers the door. Walking inside you discover they've all vanished as well. Hungry, you return to your house to have breakfast and think things over. The refrigerator, however, is empty. So are the cupboards. The place is entirely devoid of food. Even the salt shaker is empty. You head to the store and immediately notice the deafening silence in the streets. No cars. No people. Even the birds you're used to hearing as you pass the park are missing. The grocery store's parking lot is empty, but the automatic door opens for you. Inside, the low hum of the freezers in the frozen food aisle greets you, but there is no other sound. That faint but distinct grocery store smell you are so used to is simply not detectable. You pull a box of Pop-Tarts down from the shelf and tear it open only to discover the box is empty. You take down another. Empty. You run to the dairy aisle for some milk, but all the cartons and bottles are empty. You rush around the store grabbing packages here and there, but every single one is empty. The produce section is empty, as are the meat, seafood and deli sections. What is going on here? Is there some sort of conspiracy? How are you going to live? Where is your family, your friends? All the fears you've ever had in your life rush at you like a fierce avalanche, fixing to crush you. You turn your eyes heavenward and raise your hands to God. What do you pray?

D. PTA (Praise, Thank and Ask) Prayers

Invite each small group to bring at least one PTA Prayer to this closing time. Invite other kids with special concerns to pray aloud at this time or write their concerns on slips of paper and hand them to you for public reading. Continue with the soft version of the theme song to maintain the mood.

E. Benediction & Blessing

Give a group benediction. Then invite small groups to step to the front and bless one another with a cross on each forehead and the following words or their own favorite blessing:

“May the good and gracious gifts of God fill your life and spill out to others today. Amen.”





Extras: Creative Interruptions

APOSTLES' CREED 2

Creative Interruptions are various brain-based teaching pieces designed to supplement your presentation and keep your audience connected. At least once during the presentation, take time for a Creative Interruption that refocuses your kids, and brings a brain-based, multi-faceted aspect to the teaching. Use one of the suggestions below, or create your own. You may wish to ask or assign small groups to create an interruption.

Art Gallery

Use the PowerPoint® slides provided plus scans of your own original art to celebrate the theme in images. Weave in quotation slides plus music. For added impact, invite a group to create a large banner, poster or wall-hanging with the verse of the week and the art from the cover of this theme. Raise this new piece of art into the air on fishing line at the moment you introduce the theme.

FINKtoon

Create an original cartoon based on the verse of the week, the theme or one aspect of providence. Or add your own punch line to the cartoon template provided in the PowerPoint® slides. Display the cartoon in front for all to see. As an alternative, enlarge one of the cartoons in this theme and use it during the presentation time.

Multimedia Quotelopedia

Play the theme song and show the Multimedia Quotelopedia PowerPoint® slides as a Creative Interruption. Invite each member of a small group to choose one of the quotations and tell why it was chosen. If you'd like to build your own presentation, use the template slide and search the "God the Provider" page on the Quotelopedia at www.faithink.com. Invite a group to look through magazines, newspapers and history books for quotations about providence.

Prayer Journey

Use the guided meditation provided or write your own prayer journey on the theme "God the Provider." Play the theme song embedded on the PowerPoint® slide or a favorite hymn as background music. Consider lowering lights, warming the group up with a stretching and breathing exercise and adding the senses (smell, taste, touch, hearing, sight) to your prayer experience to build the mood. Speak quietly, clearly and slowly. Include the theme verse at the core of the journey. Leave room for the Scripture to sink in and the Holy Spirit to speak.


Rap, Chant or Cheer

Try the following cheer or write your own based on the theme "God the Provider."

My God provides, My God gives life, My God resides... Deep in my heart.
My God sustains, My God heals pains, My God's ingrained... Deep in my heart.

God puts some in places of leadership to shoulder responsibility, not to enjoy privileges.

– Unknown



GREAT MOMENTS IN HISTORY:
GOD CALLS ABRAHAM
TO SACRIFICE HIS ONLY
SON, ISAAC...

TAKE YOUR SON, YOUR
ONLY SON ISAAC WHOM YOU
LOVE AND GO UP TO THE LAND
OF MORIAH TO OFFER HIM
THERE AS A LIVING
SACRIFICE.

SO ABRAHAM OBEYED GOD.
HE TOOK UP THE WOOD AND
THE FIRE AND THE KNIFE

DAD, THIS ALL SEEMS NICE
BUT WHERE IS THE LAMB
FOR THE SACRIFICE?



THEN THERE WILL
BE NO ONE READING
THIS CARTOON 4000
YEARS FROM NOW.

Skits

Ask or assign a small group to perform one of the skits provided or to create an original three-minute skit on the theme. Be as elaborate and imaginative or as simple as you wish in creating the dialogue, costumes and props.

Song with Movement

Ask a musician, small group or a member of your music team to perform and teach the theme song “For in Him” or to create their own new song based on the verse of the week. After you’ve learned the song, add movement or American Sign Language to make the song even more memorable. Arrange to perform it as a “confirmation choir” at a future worship service. Have kids send post-cards to their parents inviting them to the debut.

Video Godmercial

Create a three-minute video on the theme “God the Provider.” Involve every member of the small group in some way (either in front of or behind the camera). For a contrasting piece, start with clips of people providing something—workers at a soup kitchen or a Habitat house. Switch to video of people receiving God’s gifts through communion, prayer and worship. For an interview piece, ask people of different ages: “Who’s the provider in your house?” and “Who’s the provider in your life?”

Weakest FINK

Make up your own key terms to supplement the theme using the template slide provided.



God'll PROVIDE

Skit of the Week by Rich Melheim

CHARACTERS: Narrator, Four Panelists, Abraham, Isaac

SETTING: Game Show Set

PROPS: Applause sign

NARRATOR: And now, live from (your town), America's favorite game show of Salvation Mystery History, the show where each week a panel of celebrity guests must guess the identity of our mystery guest in ten guesses, "What's My Name?" (Hold up applause sign) I'm Wink Winkendale, these are our panelists and let's meet our two Mystery Guests. Straight from Genesis 22, a father and son "blessed to be a blessing" team and a heck of a nice couple (hold up applause sign, music plays as Abraham and Isaac enter). Let's meet our Mr. Mystery Guests! Panelist 1?

PANELIST 1: Thank you. Mr. Mystery Father, where are you from?

ABRAHAM: Uh, I used to live in Haran. That's Iraq to you. But one day God told me to go to a land that he would show me, so I pulled up stakes and I left. (Applause)

PANELIST 2: Mr. Mystery Son, how do you and your father get along?

ABRAHAM: Let's just say he's the apple of my eye. Me and the Mrs. waited for years to have this boy. (Patting Isaac's back) We were nearly 100 when it finally...

PANELIST 2: I was talking to the boy.

ABRAHAM: Uh, sorry.

PANELIST 2: How do you get along?

ISAAC: We get along great when he isn't trying to kill me.

PANELIST 2: Isn't trying to kill you?

ABRAHAM: I didn't do it on purpose. Well, okay, I did it on purpose, but God told me to do it.

PANELIST 3: God told you to kill...

ABRAHAM: Okay, here's how it went. The Lord said, "Abraham, take your son, your only son, Isaac, whom you love, and go up to the land of Moriah and offer him there as a burnt offering on one of the mountains I'll..."

PANELIST 3: So you...

ABRAHAM: I did what God told me.

NARRATOR: Panelist 4. Next question.

PANELIST 4: Thank you. Mr. Mystery Father, didn't you think this was a rather odd request? I mean, after all those years of waiting for a son and now God was requiring that you sacrifice your only son?

ABRAHAM: That was only the half of it. God had also made a promise to me and God was reneging.

PANELISTS: Reneging?

ABRAHAM: Darn tootin'. God said, "I will bless you and make your name great, so that you will be a blessing!" God said that all the families of the earth would be blessed through my children. It was a promise that was to be passed on to their children, to their children's children and so on and so on and so on.

NARRATOR: So God was not only asking you to sacrifice your only son, but also to sacrifice the dream and promise of blessing the world?

ABRAHAM: Darn tootin'.

NARRATOR/PANELISTS: Darn tootin'?

PANELIST 1: Mr. Mystery Son, what happened next?

ABRAHAM: Well, I loaded the...

PANELIST 1: I was talking to the boy...

ABRAHAM: Sorry...

ISAAC: Okay, here's what happened. I was minding my own business, playing with the sheep and goats one day when daddy

dearest comes up and says, "Hey, kid, let's go on a little trip. Just you and me. A little dad and son bonding vacation."

PANELIST 2: What happened next?

ISAAC: So Dad rose early in the morning and he took up the wood and the fire and the knife, and bound them all together and laid them upon me. I said, "I see the wood and the fire, but where is the lamb? Please, tell me." Dad stopped, and he said, "God'll provide, God'll provide the lamb for the burnt offering, my son!"

NARRATOR: We're almost out of time. One question left. Panelist 3.

PANELIST 3: Thanks. What happened?

ABRAHAM: Okay. I built up an altar, see...

PANELIST 3: He was talking to the boy.

ABRAHAM: Sorry.

ISAAC: So Dad and I go up the mountain, see. He says, "Here, sit up on these rocks. You can see the valley a lot better from here." It looked like an altar to me, but I got up. Then he says, "Here, hold this rope. I want to see how many times it winds around you." The next thing I know is he's got the knife in his hands and this glazed look in his eye. He raises it up to the sky and... and...

PANELISTS: Yes?

ISAAC: Raises it up to the sky and...

PANELISTS: Yes? Yes?

PANELIST 4: (Pause, blurts out) Did he kill you?

(Bells ring, music starts)

NARRATOR: Oh! We're out of time! No more questions. You'll have to tune in next week to find out what happened to this father and son "blessed to be a blessing" team and a heck of a nice couple on America's favorite game show of Salvation Mystery History, (applause sign) "What's My Name?"

The WHINERY

Skit of the Week by Pete Erickson

PROPS: A long table, chairs

CHARACTERS: Israelites 1-4, Moses

ISRAELITE 1: Moses, you know why we called this meeting?

ISRAELITE 2: Yeah, Moses. Pharaoh and his band of bloodthirsty thugs will be out looking for us.

ISRAELITE 3: Why don't we just turn ourselves in and go back?

MOSES: Say, how about a little cheese with your whine? Did God not deliver you out of Pharaoh's hand by providing you with a pillar of cloud and fire, leading you safely through the sea?

ISRAELITE 4: Hey, we didn't ask for the favor. We would much rather serve Egypt and live than hide in the wilderness and die.

ISRAELITE 1: Yeah, at least we have three hots and a cot.

MOSES: If it's food and water you desire, let me remind you about the water springs God provided you at Horeb.

ISRAELITE 2: You call that water? We had to boil out all the impurity from the rock.

ISRAELITE 3: And I like mine with a twist of lemon. Let's see your God send lemons from heaven.

MOSES: Could you be more ungrateful?

God had the mercy to send showers of bread from the sky so your hunger could be filled.

ISRAELITE 4: (Sarcastically) Great, bread and water.

ISRAELITE 1: You get better prison food than that in Cairo.

ISRAELITE 2: Not to mention, cable TV.

ISRAELITE 3: Where's the beef?

MOSES: Beef? God gave you quail. Isn't that good enough for you?

ISRAELITE 4: Quail is one step above the pigeon.

ISRAELITE 1: And it doesn't come in a three-piece meal like chicken at KFC.

ISRAELITE 2: Yeah, and there's not enough white meat.

MOSES: I cannot believe you people!

ISRAELITE 3: Hey, we're the people of promise. Shouldn't we have a certain lifestyle?

MOSES: You *have* a certain lifestyle. God has heard your whining and brought you out of captivity. God has heard your whining and sent you food and drink. God has heard your whining and protected you from hostile nations. What else do you want?

ISRAELITE 4: Money!

ISRAELITE 1: Power!

ISRAELITE 2: TiVo!



MOSES: This is ridiculous. God has provided everything you need. There have been times I wanted to say to God, "Let them suffer." But God would never do that. God will keep his promise to you (for what reason I have no clue). You don't deserve it, but God will continue to preserve your selfish lives.


ISRAELITE 3: Okay! Touchy, touchy.

ISRAELITE 4: You need a vacation.

ISRAELITE 1: Maybe less caffeine.

MOSES: (Looking to heaven) Thanks be to God?

the FINK^{mania} Quiz Bowl



APOSTLES' CREED 2

THE TEN QUESTIONS

QUESTION: The First Article of the Apostles' Creed is: A.) "I believe in God the Father Almighty, creator of heaven and earth," B.) "I believe in Jesus Christ, his only Son, our Lord," C.) "I believe in the Holy Spirit, the holy catholic (Christian) church," D.) "I am the Lord, your God. You shall have no other gods before me"

QUESTION: The word "provide": A.) Comes from the Latin words meaning "to prepare for," B.) Comes from the same root word as *providence*, C.) Means to supply ones' needs, D.) All of the above and then some

QUESTION: What does God provide for us?: A.) Not much, B.) Food and clothing, home and family, daily work and all that we need from day to day, C.) Protection, D.) B & C

QUESTION: Why does God preserve and provide for us?: A.) Just for the fun of it, B.) Out of guilt for letting the world fall apart the way it has, C.) Out of the kind of goodness and mercy a loving and godly parent has for precious children, D.) Both A and B

QUESTION: What gives us life and sustains us?: A.) Exercise, B.) Exercise and bran muffins, C.) Exercise, bran muffins and the little purple pill, *Nexium*TM, D.) God

QUESTION: Something God gives to sustain us on a daily basis is called: A.) School lunch, B.) Daily Bread, C.) iPod, D.) FlintstoneTM vitamins

QUESTION: Giving up something special and giving it to God is called: A.) A bad move, B.) A sacrifice, C.) A waste of money, D.) A sanctuary

QUESTION: When God asked Abraham to sacrifice his only son, Isaac: A.) It wasn't much of a sacrifice because Isaac was a teenager, B.) It wasn't much of a sacrifice because Isaac wasn't really Abraham's son, C.) It wasn't much of a sacrifice because Father Abraham had seven sons, sir, D.) None of the above

QUESTION: At the last moment before Abraham's sacrifice of Isaac, God provided: A.) Agent Jack Bauer and CTU set him free, B.) A stay of execution through the governor of Canaan, C.) An angel to cut Isaac free, D.) A ram caught in a nearby thicket in Isaac's place

FINKMANIA FINAL QUESTION: Colossians 1:16-17 tells us: A.) God created everything, B.) God holds everything together, C.) Both A and B, D.) God made everything visible, but the invisible stuff of the universe is made by chance

Three Ways to Play

High Tech: Projected


Choose individuals, small groups or random teams to serve as contestants. Distribute buzzers, bells or coffee cans to each team to use to signal they know an answer. Project the PowerPoint® slides over head as you read them. The team with the most points wins.

Mid Tech: TV

If you don't have a projector but do have a television, display the PowerPoint® slides on your screen by hooking up your computer to the tube with a \$100 converter like the Avermedia unit at www.avermedia.com

Low Tech: Team versus Team

Gather teams up front and read questions one by one. Have each team choose a "human buzzer" to make a sound. When they know an answer, tap their buzzer's head for the sound.



God the Provider



I. Check-in (Highs & Lows)

Sharing Highs & Lows is very important and sets the stage for more meaningful discussions on the theme of the week. Split your group into pairs and go “one-on-one” to share the best things and worst things that happened last week. Get back into small group and have everyone share their partner’s highs and lows. Hold hands or lock elbows in a circle prayer, inviting kids to pray for their partners.

II. Thought-Time

You might not get through each section in the Thought-Time handout—pick and choose the parts that best fit your group and time frame.

A. Verse of the Week: Review the theme verse by saying or singing it together.

B. Quotations of the Week: Ask kids to each choose a quotation and tell why they like it.

C. Cover Art/Cartoon: Look at the cover art or cartoon and talk about the story it tells.

D. Thought-Time Questions:

1. What is the difference between a want and a need? Does God provide for both? A “want” is something *we* think we need to have, but is really not vital, like clothes, gizmos (iPod, anyone?), fancy cars, etc. A “need” is something we *must* have. In our country, we’re very blessed to even be able to ask a question like this!

2. Brainstorm a list of five things you need to survive. Accept and affirm all thoughtful answers. Make sure your kids are beginning to grasp the difference between “wants” and “needs.”

3. How does God provide for each of these needs? Accept and affirm all thoughtful answers. The Small Catechism reminds us to be confident God will provide food, clothing, home and family, daily work and all we need from day to day.

4. How can you show God that you are thankful? Accept and affirm all thoughtful answers. Encourage your kids to thank God in prayer.

E. Terms of the Week:

Apostles’ Creed: An early statement of faith recognizing God as Father, Son and Spirit. This was written by the early church to summarize the basic teachings of the apostles. It was not written directly by the apostles.

Needs: Things required for survival.

Provide: To supply means of subsistence.

Providence: A name for God that acknowledges God as the provider of all our needs.

Wants: Things wished for or desired.

F. Optional Review: If you’re using the *Head to the Heart Home* Journal, read through the FINKmania Quiz Bowl questions together asking what main teaching points your group wants to remember. (See answer key below.)

III. Group Business


A. Servant Event Idea: Many communities have an organization called *Meals On Wheels*. This is a program that provides hot meals for those unable to prepare a hot, healthy meal for themselves. *Meals On Wheels* relies completely on volunteers for all their food delivery. Have your small group plan on a day or week to help deliver meals. This would be a good event to invite families to participate in. Afterwards, share a meal together remembering to thank God for using your group to help provide. If you don’t have *Meals On Wheels*, ask your pastor to suggest someone in the congregation who needs meals prepared and provided. For another option, host a church cookout and have small groups bring food items to pass. Open this to the community as a gift.

B. Family Check-in Time: If your church uses them, discuss the devotions contained in the *Head to the Heart Home* Journal, and encourage kids to continue to take time with their families each night.

C. Closing Prayer: Discuss special concerns and choose a prayer to bring back to the closing. Assign someone to pray it during large group prayer time.

Quiz Bowl Key: A, D, D, C, D, B, B, D, D, C

✦ GOD THE PROVIDER ✦



“Moses Strikes Rock in Wilderness” Copyright © Dr. He Qi www.heqigallery.com


“For in him all things in heaven and on earth were created, things visible and invisible, whether thrones or dominions or rulers or powers—all things have been created through him and for him. He himself is before all things, and in him all things hold together.”

– COLOSSIANS 1:16-17


THE APOSTLES' CREED 2



LIVING LUTHERAN SERIES



God the Provider



“For in him all things in heaven and on earth were created, things visible and invisible, whether thrones or dominions or rulers or powers—all things have been created through him and for him. He himself is before all things, and in him all things hold together.”

– Colossians 1:16-17

Begin small group time by sharing Highs & Lows of the week with one partner. Listen carefully and record your partner’s thoughts along with your prayer in the space below. Then return to your group and share your partner’s highs and lows. Close with hands held in a circle prayer, asking members to pray aloud for their respective partner’s needs.

My partner’s high this week was:

My partner’s low this week was:

My hope and prayer for my partner is:

QUOTATIONS OF THE WEEK

Choose one of the following quotations that speaks to you and share why you chose it.

A God wise enough to create me and the world I live in is wise enough to watch out for me. – Philip Yancy

There are only two ways to live your life. One is as though nothing is a miracle. The other is as though everything is a miracle. – Albert Einstein

I know God will not give me anything I can’t handle. I just wish that God didn’t trust me so much. – Mother Teresa

GREAT MOMENTS IN HISTORY:
GOD CALLS ABRAHAM
TO SACRIFICE HIS ONLY
SON, ISAAC...

TAKE YOUR SON, YOUR
ONLY SON ISAAC WHOM YOU
LOVE AND GO UP TO THE LAND
OF MORIAH TO OFFER HIM
THERE AS A LIVING
SACRIFICE.



SO ABRAHAM OBEYED GOD.
HE TOOK UP THE WOOD AND
THE FIRE AND THE KNIFE

DAD, THIS ALL SEEMS NICE
BUT WHERE IS THE LAMB
FOR THE SACRIFICE?



GOD WILL
PROVIDE...

AND IF GOD
DOESN'T?



THEN THERE WILL
BE NO ONE READING
THIS CARTOON 4000
YEARS FROM NOW.

Melheim

Choose questions from the following to feed the discussion on the topic.

1. What is the difference between a want and need? Does God always provide for both?
2. Brainstorm a list of five things you need to survive.
3. How does God provide for each of these needs?
4. How can you show God you are thankful?

Discuss the following terms and write a group definition.

Apostles' Creed

Needs

Provide

Providence

Wants

Home Huddles



The family has been, is and always will be the primary school of faith. To help families keep the promises made to God in baptism and build a stronger spiritual bond between parent and teen, we offer the following one-a-day check-in exercises for you to do together six days or nights each week.

1) Check-in: How are things going? Find out by sharing Highs & Lows for the day.

2) Open the Bible: Read and highlight the verse for each day in your Bible, reflecting on how it applies to today's Highs & Lows and asking God, "What does it mean for our family today?"



Week 1

Day 1 Colossians 1:16
 Day 2 Colossians 1:17
 Day 3 Matthew 6:31-32
 Day 4 Matthew 6:33
 Day 5 John 6:35
 Day 6 II Corinthians 12:9

Week 2

Day 1 Genesis 28:15
 Day 2 Deuteronomy 7:9
 Day 3 Psalm 1:1
 Day 4 Psalm 23:1
 Day 5 Psalm 23:2-31
 Day 6 Proverbs 3:5-6



3) Think: Read and reflect on one of the quotations, questions or terms from this handout. More family devotions and activities are also available in the *Head to the Heart Home Journals*, available at www.faithink.com.



4) Pray: Lift up a PTA prayer. Praise and thank God for the highs your parent or teen experienced this day and ask God to care for the lows. Ask God for specific answers to your prayers within God's will. Close in Jesus' name.



5) Bless: Close by marking one another with the sign of the cross on the forehead or back of the hand and recite this or a similar blessing: "(Name), may the good and gracious gifts of God fill your life and spill out to others today. Amen"

Family Covenant: We have checked in this week, read and highlighted verses assigned in our Bibles, prayed for one another's highs and lows and blessed one another.

 Parent's Signature

 Teen's Signature

 Date



Go deeper online using **FNKLink** code:

LL12 @ www.faithink.com

Copyright © Faith Inkubators. For use by "Head to the Heart" members only, and only during the 2008-2009 school year. Any other use of this material is prohibited. www.faithink.com

God the Provider **02**

The Apostles' Creed

x prior.

Pre-Event Task List

x prior.

Event Task List

x prior.

Huddle & Post-Event Task List

Prelude & Opening

Presentation

Small Group Time

Closing

Event Notes

“For in him all things in heaven and on earth were created, things visible and invisible, whether thrones or dominions or rulers or powers—all things have been created through him and for him. He himself is before all things, and in him all things hold together.”

— COLOSSIANS 1:16-17